ANDAMENTO DELLE ENTRATE ERARIALI

PAGINA BIANCA

ANDAMENTO ENTRATE ERARIALI 1989/1993

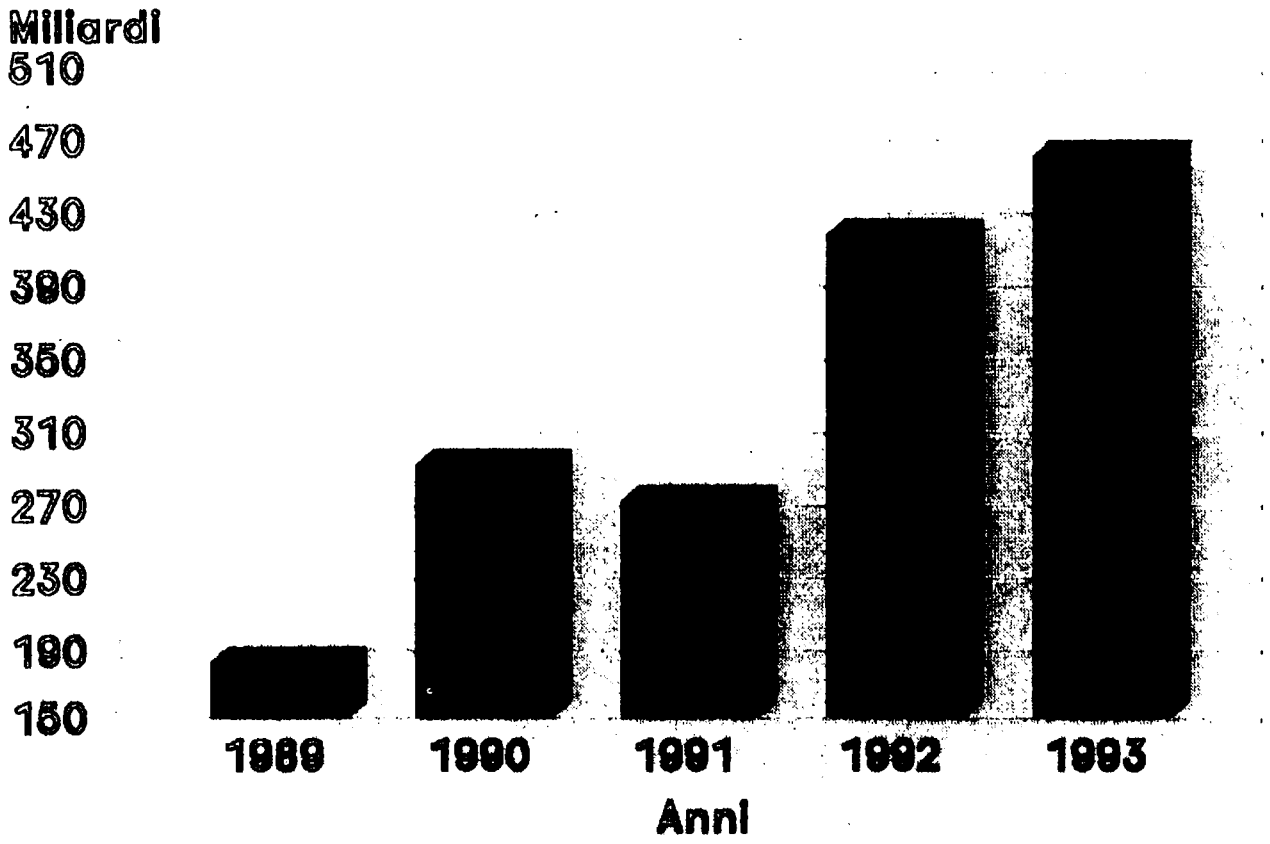

COMPOSIZIONE ENTRATE ERARIALI 1989/1993

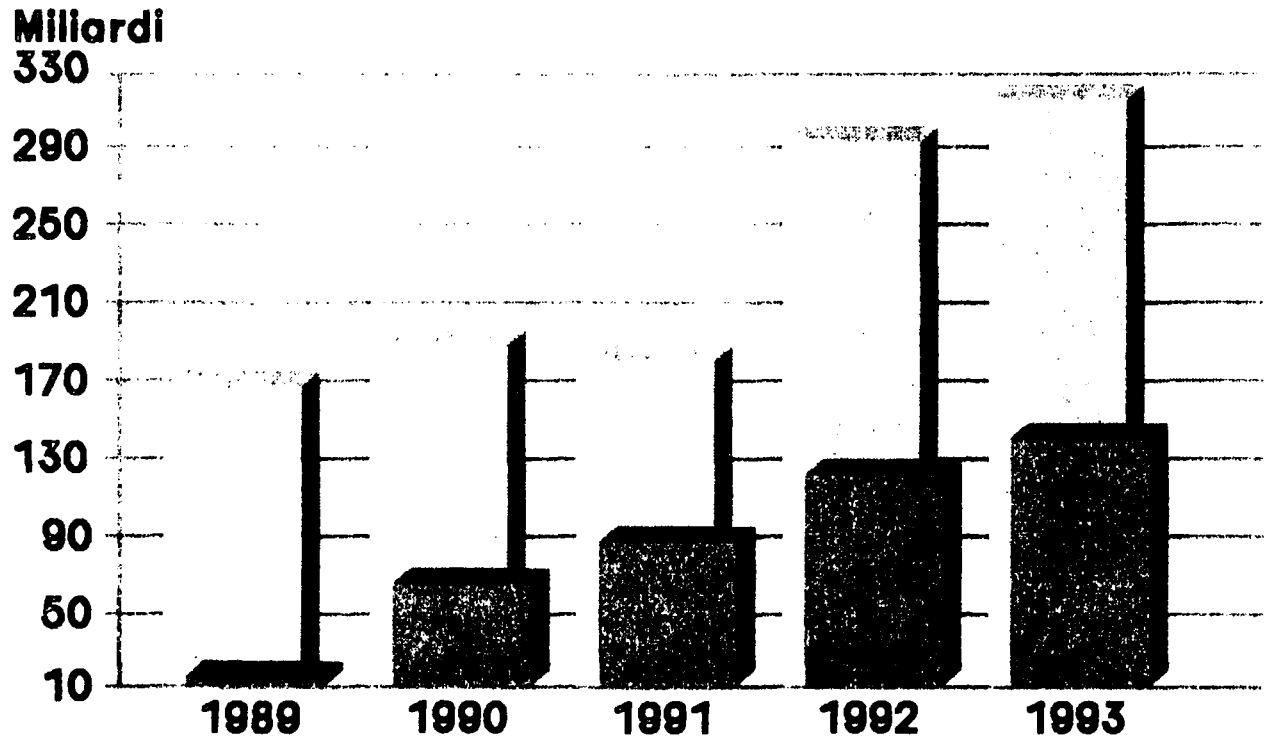

[CAP.1] TASSA SORV. INT. [CAP.4] TASSA SORV. NAZ. E TERM.

COMPOSIZIONE ENTRATE ERARIALI 1989/1993

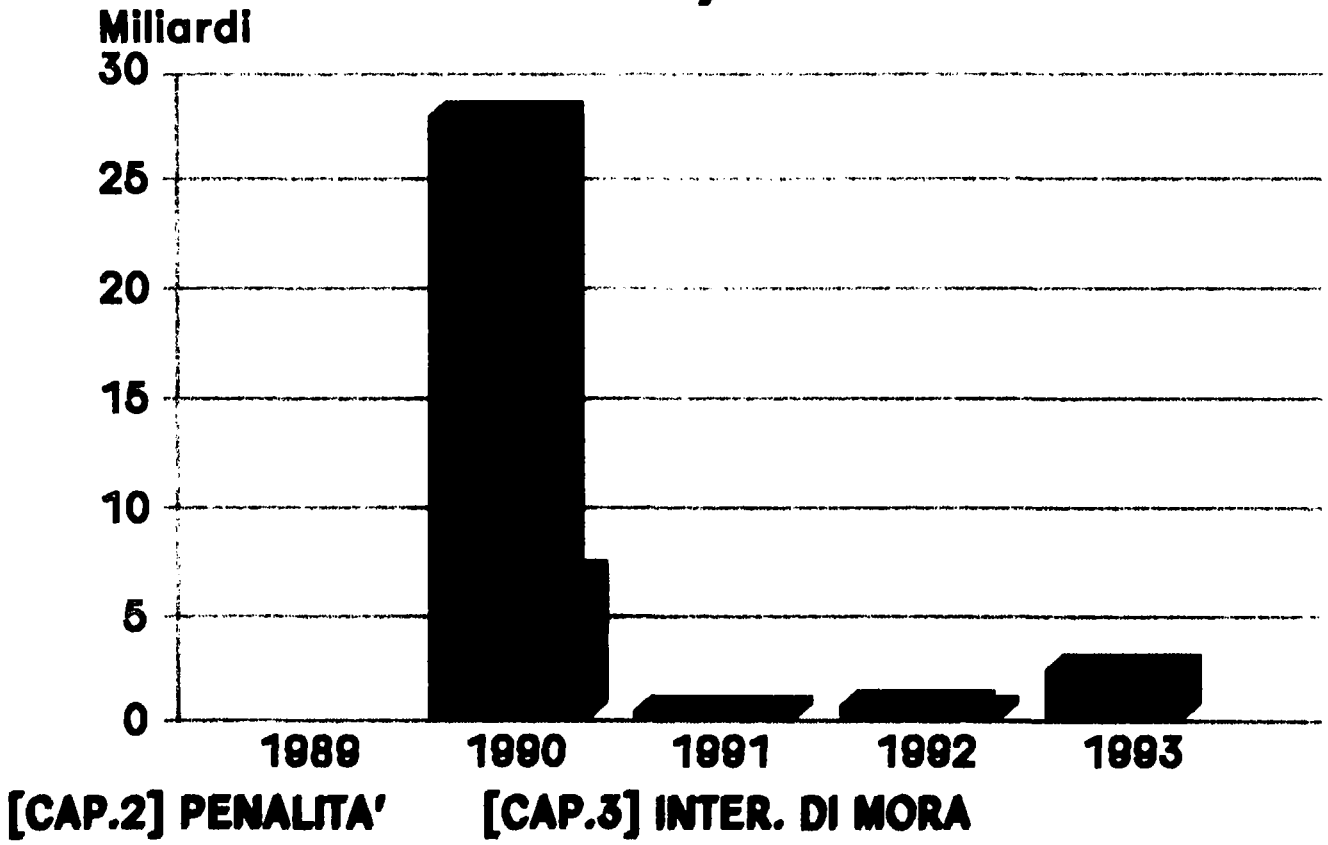

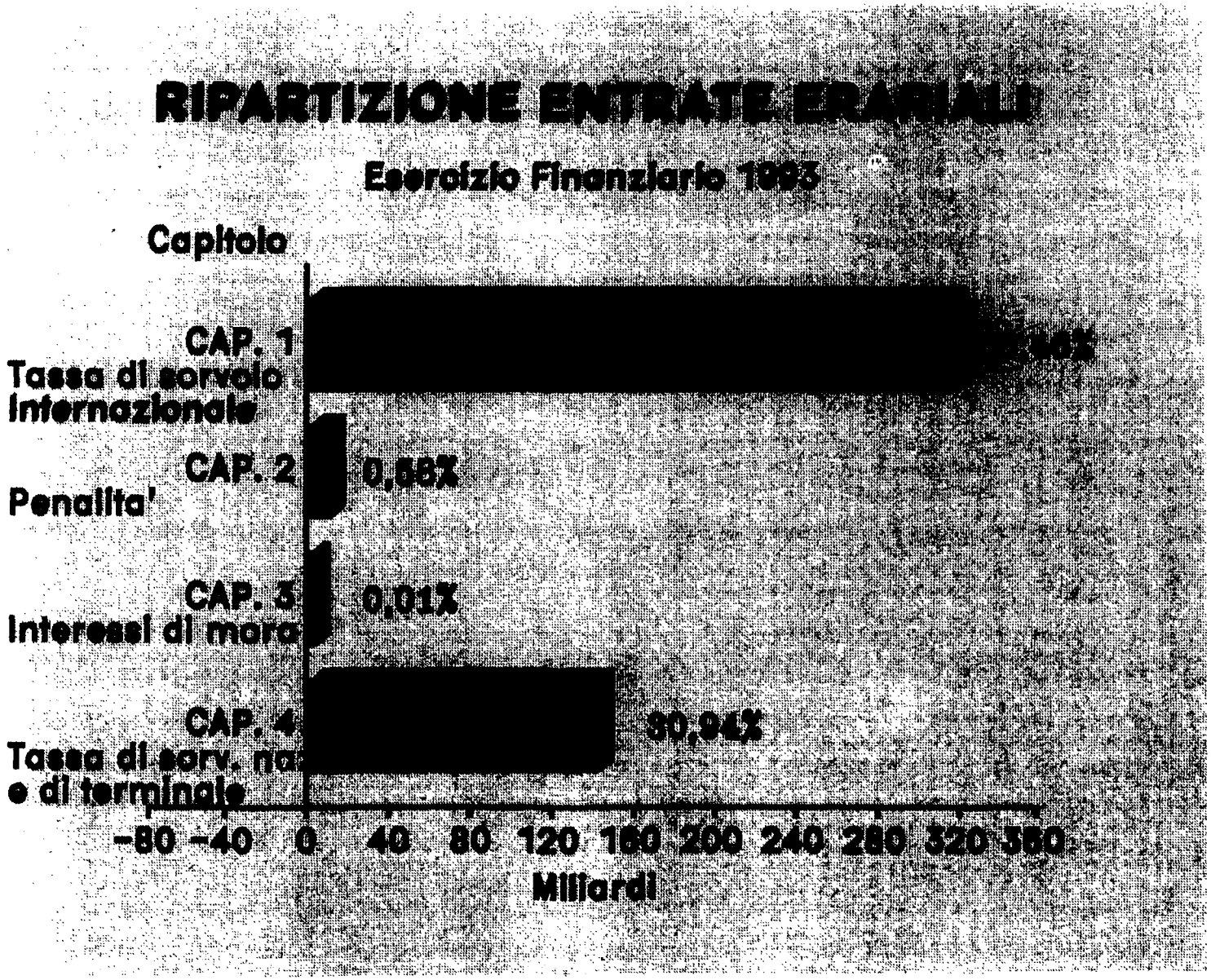
RIPARTIZIONE ENTRATE ERARIALI
Esercizio Finanziario 1993
Capitolo
CAP. 1
Tassa di sorvolo
Internazionale
CAP. 2
0,55%
Penalita'
CAP. 3
0,01%
Interessi di mora
CAP. 4
30,94%
Tassa di serv. na
e di terminale
-80 -40 0 40 80 120 160 200 240 280 320 360
Miliardi

ANDAMENTO DEI TRASFERIMENTI DELLO STATO

PAGINA BIANCA

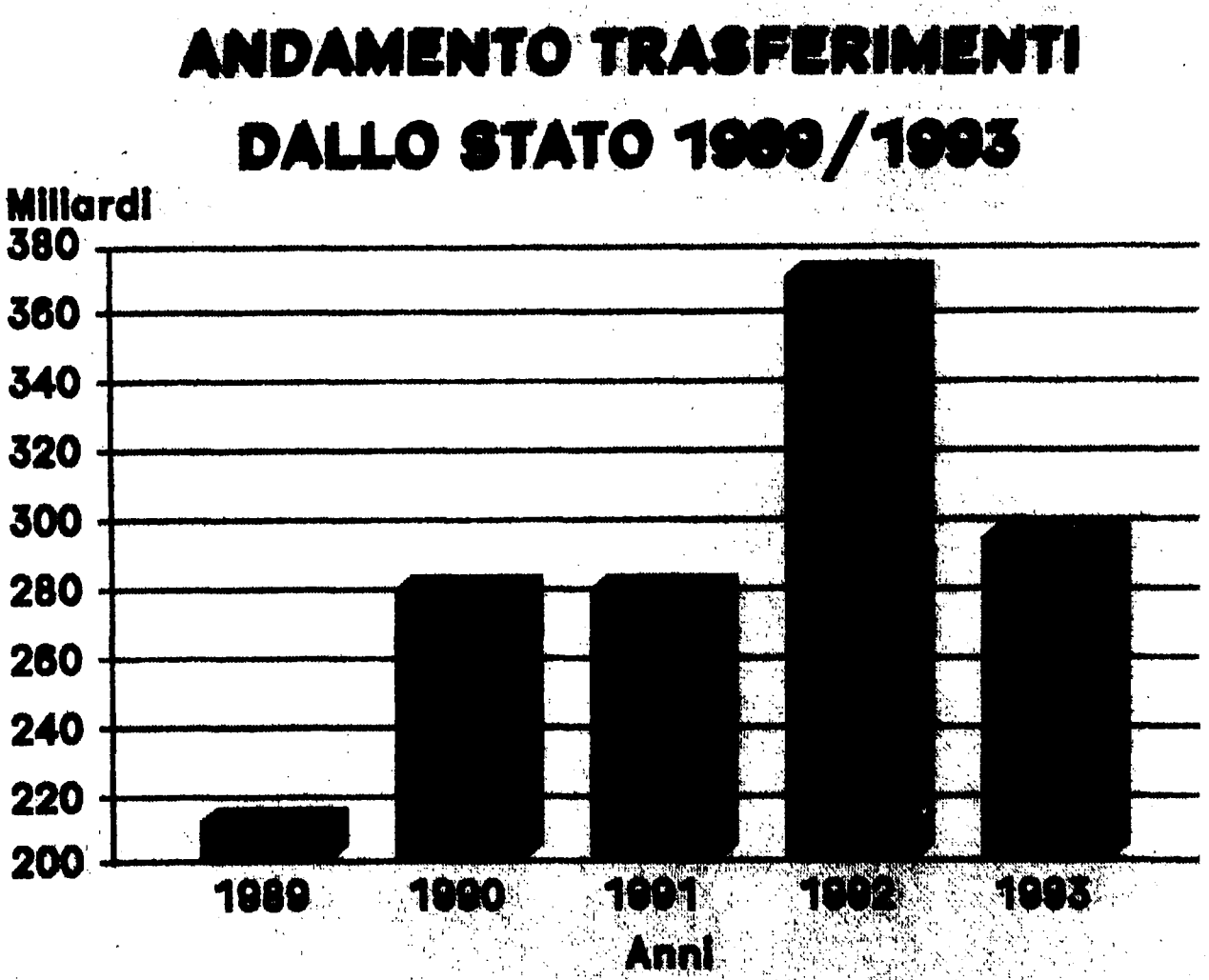
ANDAMENTO TRASFERIMENTI
DALLO STATO 1989/1993
Miliardi
380
360
340
320
300
280
260
240
220
200
1989
1990
1991
1992
1993
Anni

COMPOSIZIONE TRASFERIMENTI DALLO STATO 1993

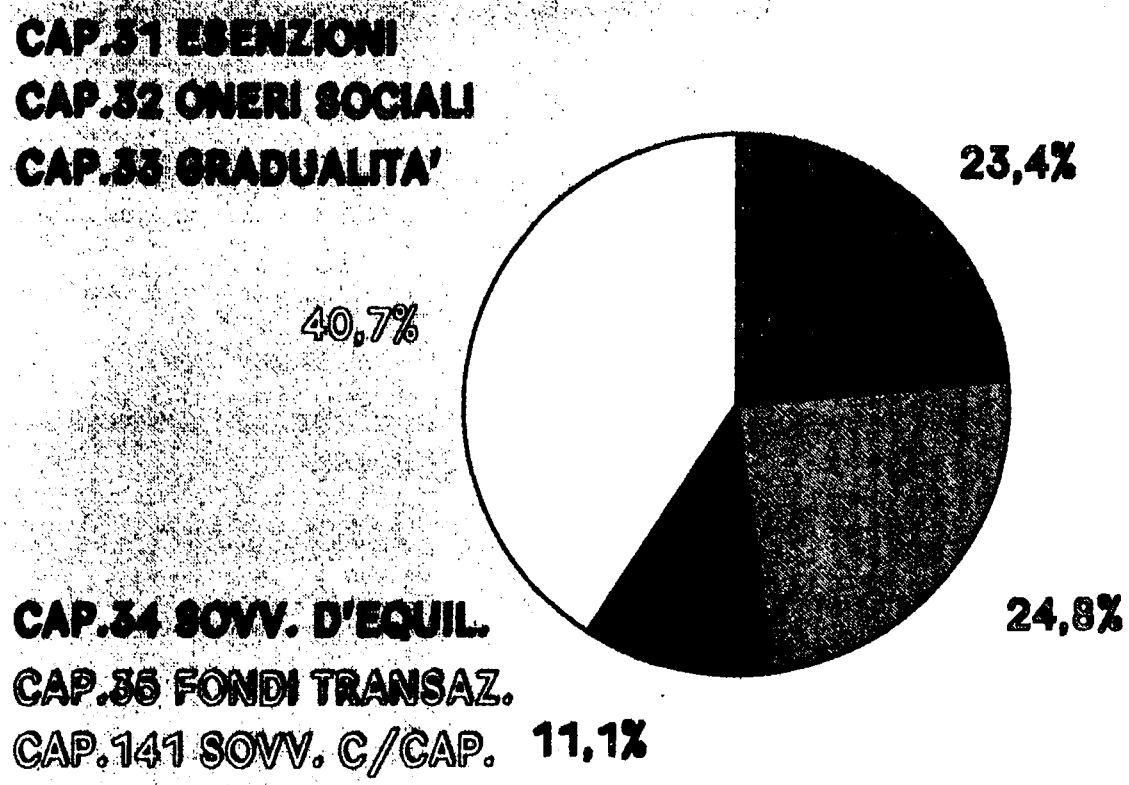

COMPOSIZIONE TRASFERIMENTI DALLO STATO 1989/92

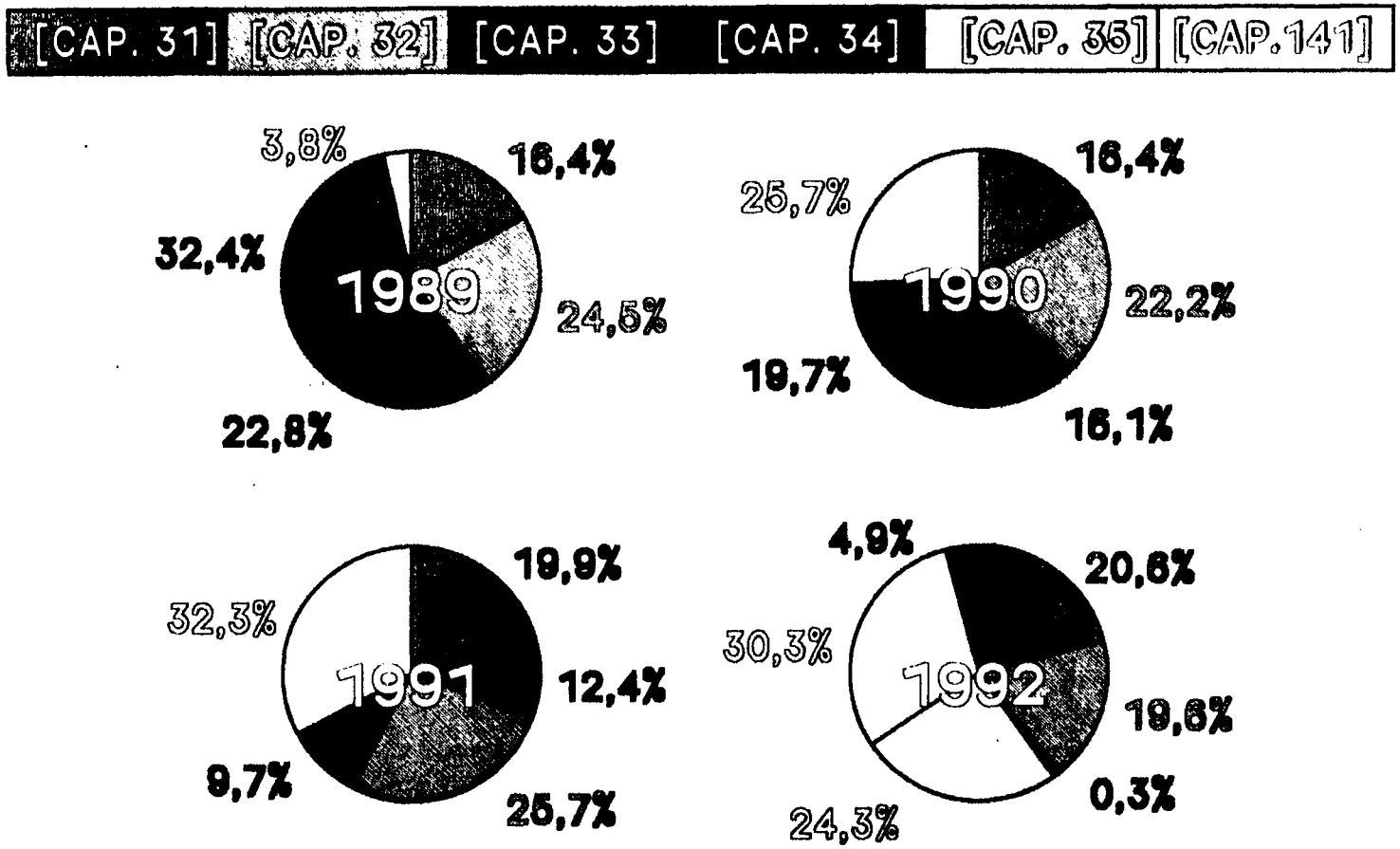

PAGINA BIANCA

SITUAZIONE DEL PERSONALE

PAGINA BIANCA

DISTRIBUZIONE DEL PERSONALE AL 31.12.99

SEDI		QUAL. DIRIG			AREA GESTIONE OPERATIVA DIRETTA SERVIZI A.V																												TOT. AREA
					SETTORE C.T.A.					SETTORE INFORMAZIONI AERONAUTICHE							SETTORE PREVISIONE METEO					SETTORE NAVIGAZIONI RADIOMISURE											
LAVORO		DC	DIR	TOT	CTA/S 1	CTA 2	CTA 3	CTA 4	CTA Totale	EAI/S 1	EAI/C 2	EAV 3	EAV 4	EAV 5	EAV Totale	METS 1	MET 2	MET 3	MET Totale	COM 1	NAUFF 2	PIL 3	PIL Totale	ORM/S 1	ORM/C 2	ORM 3	ORM 4	ORM Totale	TOT NAV.	
CRAV	BRINDISI			0	57	62			119			81			81				0				0					0	0	200
CRAV	MILANO		1	1	60	38	43	33	174			23	1		24				0				0					0	0	198
CRAV	PADOVA		1	1	55	49	1	7	112			22	3		25				0				0					0	0	137
CRAV	ROMA		1	1	155	138	15	24	332			114	1		115				0				0					0	0	447
CAV	FIUMICINO		1	1	11	39	4	1	55			64			64	6	5	3	14				0					0	0	133
CAV	LINATE			0	6	22	11	3	42			23	12		35	1	5	6	12				0					0	0	89
CAMER	BOLOGNA			0	1	25	3	1	30			19	11		30				0				0					0	0	60
CAMER	GENOVA			0	1	29			30			17	11		28		1		1				0					0	0	59
CAMER	NAPOLI			0	1	30			31			33			33		1		1				0					0	0	65
CAMER	PALERMO			0		23	5		28			20	2		22		2		2				0					0	0	52
CAMER	TORINO			0	1	19	7	8	35			11	9		28		1		1				0					0	0	56
CAMER	VENEZIA			0	1	29			30			24	5		29				0				0					0	0	59
CAV	ALGHERO			0	1	17	3		21			23	2		25				0				0					0	0	46
CAV	BARI			0	1	23			24			27			27				0				0					0	0	51
CAV	CAGLIARI			0		12	1	1	14			18			18				0				0					0	0	32
CAV	CATANIA			0	1	17	2		20			18	8		26				0				0					0	0	46
CAV	FIRENZE			0	1	9	4		14			15	7		22				0				0					0	0	36
CAV	FALCONARA			0	1	13			14			20			20				0				0					0	0	34
CAV	FORLI'			0	1	11		2	14			15			15				0				0					0	0	29
CAV	GROTTAGLIE			0	1	11			12			9			9				0				0					0	0	21
CAV	LAMEZIA			0	1	13		1	15			15	2		17				0				0					0	0	32
CAV	MALPENSA			0		16	6		22			16	12	1	29				0				0					0	0	51
CAV	OLBIA			0	1	13	3	1	18			18			18				0				0					0	0	36
CAV	ORIO AL S.			0		12	5	1	18			11	9		20				0				0					0	0	38
CAV	PESCARA			0	1	16			17			12	3		15				0				0					0	0	32
CAV	REGGIO C.			0	1	9	4		14			10	2		12				0				0					0	0	26
CAV	RONCHI			0		11		1	12			16	5		21				0				0					0	0	33
CAV	URBE			0	1	10	1		12			11			11				0				0					0	0	23
NAV	ALBENGA			0		1			1			4	1		5				0				0					0	0	6
NAV	BOLZANO			0					0					8	8				0				0					0	0	8
NAV	CROTONE			0		1			1			1			1				0				0					0	0	2
NAV	CUNEO			0					0						0				0				0					0	0	0
NAV	FOGGIA			0		8			8			9			9				0				0					0	0	17
NAV	LAMPEDUSA			0					0		1	2	2		5				0				0					0	0	5
NAV	PADOVA			0					0			4	2		6				0				0					0	0	6
NAV	PANTELLERIA			0		2	1	1	4			3			3				0				0					0	0	7
NAV	PARMA			0					0			1	3		4				0				0					0	0	4
NAV	PERUGIA			0					0			3	1		4				0				0					0	0	4
NAV	RIETI			0		3			3			6			6				0				0					0	0	9
NAV	SALERNO			0					0		1	9			10				0				0					0	0	10
NAV	TORINO			0					0		1	2	1		4				0				0					0	0	4
NAV	VENEZIA			0					0		1	3	1		5				0				0					0	0	5
NAV	VERONA			0		2			2			3			3				0				0					0	0	5
TOT. PERF.			4	4	361	733	119	85	1.298		4	755	116	9	884	7	15	9	31				0					0	0	2.213
SERV	AA.GG.		4	4	2				2			1			1				0				0					0	0	3
SERV.	A.C.	1	2	3	1				1			1			1				0				0					0	0	2
SERV	A.L.	1	1	2					0						0				0				0					0	0	0
SERV.	C.M.	1	1	2	3	1			4			12	1		13				0				0					0	0	17
SERV	F.P	1		1	5				5			7			7	1			1				0					0	0	13
SERV	PERSONALE	1	2	3	2				2						0				0				0					0	0	2
SERV.	T.O.		3	3	29	11	1	1	42			64	21		85				0				0					0	0	127
C.F.G.P.		1	1	2	19	4			23			8	16		24				0				0					0	0	47
AREA	R.M.		1	1					0			1			1				0	7	8		15		5	1		6	21	22
AREA	S.V		1	1	2				2						0				0				0					0	0	2
AREA	P.O.P.	1	1	2	2				2			1			1				0				0					0	0	3
AREA	A.I.S.MET		1	1	3	2			5			33			33	1		1	2				0					0	0	40
UFF.	REV.		1	1	1				1						0				0				0					0	0	1
UFF	GIUR. CONT.			0					0						0				0				0					0	0	0
UFF	MATO-UEO			0					0						0				0				0					0	0	0
TOT DIR. GEN.		7	19	26	69	18	1	1	89			128	38		166	2		1	3	7	8		15		5	1		6	21	279
TOTALE GENERALE		7	23	30	430	751	120	86	1.387		4	883	154	9	1.050	9	15	10	34	7	8		15		5	1		6	21	2.492

SEDI LAVORO	AREA AMMINISTRATIVA E TECNICA – SETTORE TECNICO														SETTORE INFORMATICA						SETTORE AMMINISTRATIVO											TOT AREA ALT
	T/S 1		TA/S 1	TC 2	TAC 2	CT 2	CT 3	OT 3	TA 3	OT 4	TA 4	OT 5	TA 5	TBC. Totale		AS 1	AC 2	AP 3	AP 4	AP 5	BDP Totale	CA/S 1	SC 2	CA 2	CA 3	OA 3	OA 4	OA 5	ADT 4	ADT 5	ADT 6	AMM. Totale	
CRAV BRINDISI								5						5				1	1	3	5			1		2	1		3	1		8	18
CRAV MILANO	1			1				7				1		10						10	10			1			3			2		6	26
CRAV PADOVA	2							14				3		19					2	6	8	1				1	4		1	1		8	35
CRAV ROMA	1			8				39		1				49					2		2	1		2		4	3		3	3		16	67
CAV PRIMICERIO	1							4						5							0	1	1			2	1		4			9	14
CAV LINATE	1							2						3				1			1		1			1	2			1		5	9
CAMER BOLOGNA								2						2							0						1			2		3	5
CAMER GENOVA				1										1							0					1				1	2	4	5
CAMER NAPOLI				1				1				1		3							0					1	1		1	1		4	7
CAMER PALERMO				2				6						8							0		1							1	1	3	11
CAMER TORINO								1						1							0						1		1	3		5	6
CAMER VENEZIA								2						2							0		1				1			1		3	5
CAAV ALGHERO				1				1						2							0		2						1			3	5
CAAV BARI				1				1						2							0		1						1	1		3	5
CAAV CAGLIARI														0							0								1	1		2	2
CAAV CATANIA								1						1							0					1				1	1	3	4
CAAV FIRENZE														0							0						1			3		4	4
CAAV FALCONARA								1						1							0					1				2		3	4
CAAV FORLI'								2						2							0					1					1	2	4
CAAV GROTTAGLIE								1						1							0											0	1
CAAV LAMEZIA								2						2							0		1			2				2		5	7
CAAV MALPENSA				2				2						4							0									1		1	5
CAAV OLBIA								2						2							0								1		1	2	4
CAAV ORIO AL S.				1				1						2							0					2				1		3	5
CAAV PESCARA								1						1							0						1					1	2
CAAV REGGIO C.				2				3						5							0					2	1					3	8
CAAV RONCHI								1						1							0					1	1				1	3	4
CAAV URBE								1						1							0									2		2	3
NAV ALBENGA														0							0											0	0
NAV BOLZANO														0							0						1					1	1
NAV CROTONE														0							0											0	0
NAV CUNEO														0							0											0	0
NAV FOGGIA														0							0									1		1	1
NAV LAMPEDUSA														0							0											0	0
NAV PADOVA														0							0											0	0
NAV PANTELLERIA														0							0											0	0
NAV PARMA														0							0											0	0
NAV PERUGIA														0							0											0	0
NAV RIETI														0							0									1		1	1
NAV SALERNO														0							0					1						1	1
NAV TORINO														0							0											0	0
NAV VENEZIA														0							0											0	0
NAV VERONA														0							0									1		1	1
TOT PERF	6			20				193		1		5		135				2	5	19	26	3	8	4		23	23		17	34	7	119	280
SERV AA.GG	3			3				2				5		13						1	1	8	3	1		8	13		9	5		47	61
SERV A.C.														0						1	1	6	11	3		17	14		5	3	2	61	62
SERV A.L.	9			9		5		20				8		51						1	1	1		2		4	5		3	3		18	70
SERV. C.M.														0						1	1	1	1	1		1	4		4	2		14	15
SERV F.P.								11				1		12		1		1	9	6	17	1					1		2			4	33
SERV PERSONALE								1						1						2	2	2	3	4		6	11		1	6	3	36	39
SERV T.O	4			4				7				3		18				14	1	14	29	1				3	3		2	2		11	58
C.F.C.P.												1		1					1		1		1				5		1	1	1	9	11
AREA R.M.				4		2		1	3		12			22							0	1	1				3		1	2		8	30
AREA S.V.														0							0											0	0
AREA P.O.P														0							0	2				1	2	1	1	2	2	11	11
AREA A.I.S.MET								1						1							0	1				2	1			1		5	6
UFF REV.														0							0			2		2			2	1		7	7
UFF GENR. CONT														0							0			2			2					4	4
UFF RATO-LIBO								1						1							0		1									1	2
TOT. DIR. GEN.	16			20		7		44	3		12	18		120		1		15	11	26	53	24	21	15		44	64	1	31	28	8	236	409
TOTALE GENERALE	22			40		7		147	3	1	12	23		255		1		17	16	45	79	27	29	19		67	87	1	48	62	15	355	689

SEDI LAVORO	AREA SUPPORTO ALLA GESTIONE																TOT AREA SUPP
	SETTORE AUSILIARIO							SETTORE OPERAIO						SETTORE AUTISTI				
	ADAS 4	ADAS 5	ADAS 6	ADA 6	ADA 7	ADA 8	AUS. Totale	OS 4	OS 5	OS 6	OC 6	OC 7	OPER. Totale	AUT 4	AUT 5	AUT 6	AUT Totale	
CRAV BRESCIA							0						0				0	0
CRAV MILANO					18		18						0				0	18
CRAV PADOVA					10		10						0				0	10
CRAV ROMA	1	1		1	17		20		1				1				0	21
CAV FRASCATI		1		1			2						0				0	2
CAV LIMATE							0						0				0	0
CAMER BOLOGNA							0						0				0	0
CAMER GENOVA							0						0				0	0
CAMER NAPOLI							0						0				0	0
CAMER PALERMO							0						0				0	0
CAMER TORINO							0						0				0	0
CAMER VENEZIA							0	1					1				0	1
CAV ALGHERO							0						0				0	0
CAV BARI							0						0				0	0
CAV CAGLIARI							0						0				0	0
CAV CATANIA							0						0				0	0
CAV FIRENZE							0						0				0	0
CAV FALCONARA							0						0				0	0
CAV FORLI'							0						0				0	0
CAV GROTTAGLIE							0						0				0	0
CAV LAMEZIA							0						0				0	0
CAV MALPENSA							0						0				0	0
CAV OLBIA							0						0				0	0
CAV ORIO AL S.							0						0				0	0
CAV PESCARA							0						0				0	0
CAV REGGIO C.							0						0				0	0
CAV RONCHI							0						0				0	0
CAV URBE	1						1						0				0	1
NAV ALBENGA							0						0				0	0
NAV BOLZANO							0						0				0	0
NAV CROTTONE							0						0				0	0
NAV CUNEO							0						0				0	0
NAV FOGGIA							0						0				0	0
NAV LAMPEDUSA							0						0				0	0
NAV PADOVA							0						0				0	0
NAV PANTELLERIA							0						0				0	0
NAV PARMA							0						0				0	0
NAV PERUGIA							0						0				0	0
NAV RIETI							0						0				0	0
NAV SALERNO							0						0				0	0
NAV TORINO							0						0				0	0
NAV VENEZIA							0						0				0	0
NAV VERONA							0						0				0	0
TOT. PERF.	2	2		2	45		51	1	1				2				0	53
SERV. AA.GG.	1	4		12	2		19	7	8				15		3		3	37
SERV. A.C.		1					1		1				1				0	2
SERV. A.L.							0						0				0	0
SERV. C.M.					1		1						0				0	1
SERV. F.P.							0						0				0	0
SERV. PERSONALE				1			1						0				0	1
SERV. T.O.					1		1						0				0	1
C.F.O.P							0						0				0	0
AREA R.M.							0		1				1				0	1
AREA S.V.							0						0				0	0
AREA P.O.P							0						0				0	0
AREA A.I.S.INET					1		1						0				0	1
UFF. REV.							0						0				0	0
UFF. GIUR. CONT.				1			1						0				0	1
UFF. NATO-UEO							0						0				0	0
TOT. SER. GEN.	1	5		14	5		25	7	10				17		3		3	45
TOTALE GENERALE	3	7		16	50		76	8	11				19		3		3	98

SEDI LAVORO	TOT. GEN. SENZA DIR	TOT. GEN. CON DIR.
CRAV BRESCIA	218	218
CRAV MILANO	242	243
CRAV PADOVA	182	183
CRAV ROMA	535	536
CAV FRASCATI	149	150
CAV LIMATE	98	98
CAMER BOLOGNA	65	65
CAMER GENOVA	64	64
CAMER NAPOLI	72	72
CAMER PALERMO	63	63
CAMER TORINO	62	62
CAMER VENEZIA	65	65
CAV ALGHERO	51	51
CAV BARI	56	56
CAV CAGLIARI	34	34
CAV CATANIA	50	50
CAV FIRENZE	40	40
CAV FALCONARA	38	38
CAV FORLI'	33	33
CAV GROTTAGLIE	22	22
CAV LAMEZIA	39	39
CAV MALPENSA	56	56
CAV OLBIA	40	40
CAV ORIO AL S.	43	43
CAV PESCARA	34	34
CAV REGGIO C.	34	34
CAV RONCHI	37	37
CAV URBE	27	27
NAV ALBENGA	6	6
NAV BOLZANO	9	9
NAV CROTTONE	2	2
NAV CUNEO	0	0
NAV FOGGIA	18	18
NAV LAMPEDUSA	5	5
NAV PADOVA	6	6
NAV PANTELLERIA	7	7
NAV PARMA	4	4
NAV PERUGIA	4	4
NAV RIETI	10	10
NAV SALERNO	11	11
NAV TORINO	4	4
NAV VENEZIA	5	5
NAV VERONA	6	6
TOT PERF.	2.546	2.550
SERV AA.GG.	101	105
SERV A.C.	66	69
SERV A.L.	70	72
SERV. C.M.	33	35
SERV F.P.	46	47
SERV. PERSONALE	42	45
SERV T.O.	186	189
C.F.O.P	58	60
AREA R.M.	53	54
AREA S.V.	2	3
AREA P.O.P	14	16
AREA A.I.S.INET	47	48
UFF REV.	8	9
UFF GIUR. CONT	5	5
UFF. NATO-UEO	2	2
TOT. DIR. GEN.	733	759
TOTALE GENERALE	3.279	3.309

PAGINA BIANCA